

ACE 15XW

Hydraulic Mobile Crane

15 Tonnes Capacity
Rough terrain and rugged
articulated pick n move crane.

ACE INDIA'S NO. 1
CRANE BRAND



- Best in Class Stability
- Better Creep Speed
- Heavy Duty & Robust Construction
- Ergonomically Designed Cabin
- Fail Safe Air Brakes

Specifications

15XW

LIFTING CAPACITY (Free on wheels)	15 Tonnes		● Two double acting lift cylinders, two double acting steering cylinders and one double acting extension cylinder.
ENGINE	Simpson's S433(I) F1 (CEV BS-III), 4 cylinder, water cooled diesel engine or suitable equivalent engine	POWER STEERING	Articulation through 2 hydraulic cylinders 55° articulation on either side and turning radius of 6.5 Mtrs. (approx) on outer rear wheels.
Rated Power	48 BHP (36KW) at 2200 RPM	BRAKES	Pneumatically assisted hydraulic brakes. Front and rear brakes are actuated through a single pedal. Parking brake is Provided.
TRANSMISSION	Heavy duty, sliding mesh with 6 forward and 2 reverse speeds with high low range selector.	TELESCOPIC BOOM	Three part boom with hydraulically operated extensions (11.25 mtrs. height)
Clutch	Heavy duty, single, dry friction, cerametallic clutch plate with diaphragm type pressure plate.	Telescoping Time	14 Seconds.
Top Speed	28 KMPH without load.	BOOM LUFFING	
HYDRAULIC SYSTEM	<ul style="list-style-type: none"> ● Gear/Intra vane type main pump. ● Four spools control valve (heavy duty) ● Suction line has 100 mesh size strainer while return line is fitted with 25 micron full flow filter 	Time	20 ± 3 Seconds.
		HOIST	Winch is driven by hydraulic motor and fitted with hook block employing 4 falls of 13 mm dia rope.



- 1 STEERING WHEEL & CONTROLS**
Steering wheel is provided as an optional feature, which along with ergonomically placed operator console and instrument cluster ensures ease of operation.



- 2 TRAVEL SPEED**
Travel speed of 28 kmph provides faster intersite movements.



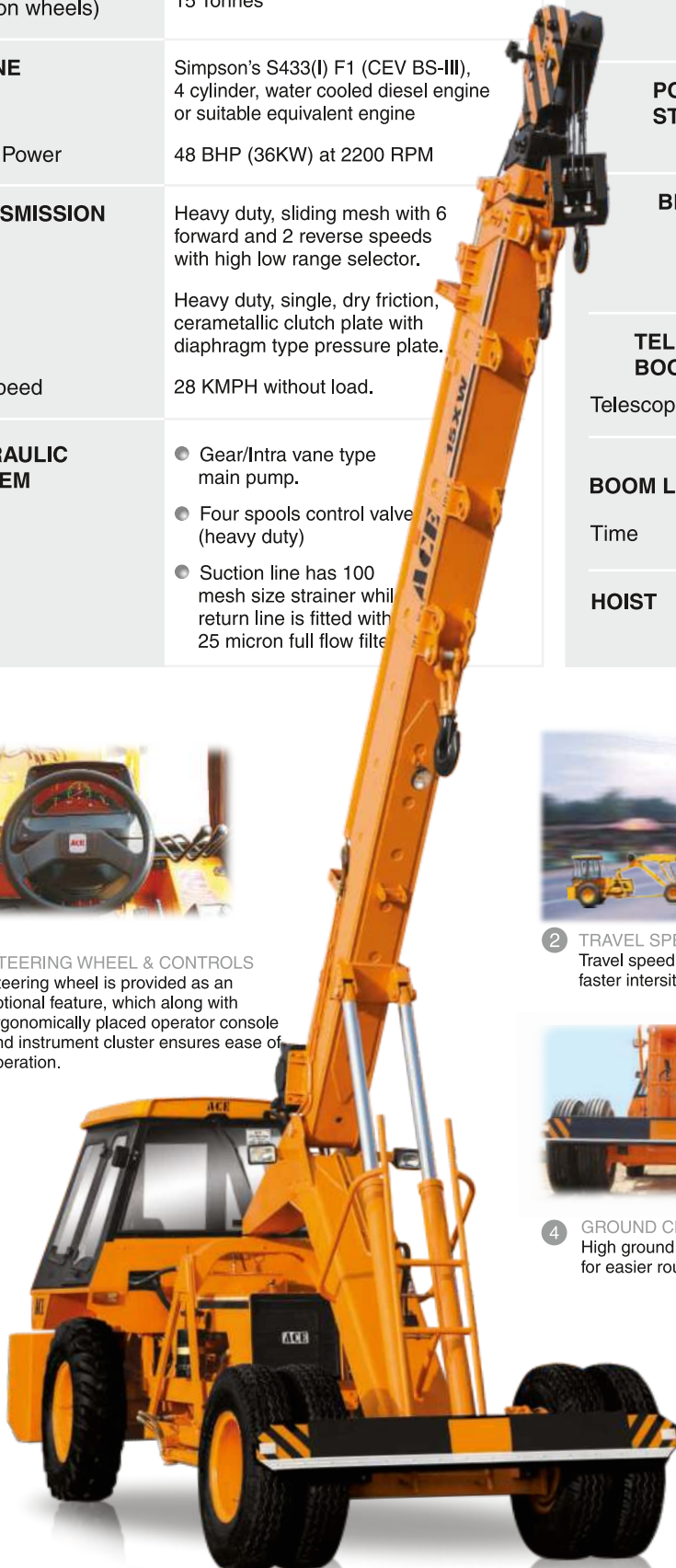
- 3 ROPS CABIN**
Wide view ROPS cabin with better visibility.



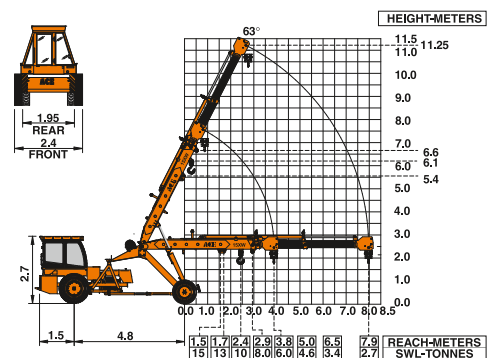
- 4 GROUND CLEARANCE**
High ground clearance of 400mm for easier rough terrain operation.



- 5 MAIN FRAME**
Heavy duty & robust construction.



ACE 15XW Model Crane fitted with 3 Part boom (11.25 Mtrs. height)



ALL DIMENSIONS ARE IN METRES ±5%

Specifications

15XW

Hoist Speed	50 Mtrs./Min. (Line speed)	STANDARD EQUIPMENT	<ul style="list-style-type: none"> ● ROPS fully enclosed wide view cabin with rotomould canopy. ● Front tyre protector. ● Front and rear work lights. ● Reflectors & rear view mirror. ● Tool kit. ● Gauges :- <ul style="list-style-type: none"> a) Water temperature. b) Engine oil pressure. c) RPM meter cum hour recorder d) Air pressure
FLUID CAPACITIES			
Engine	8.00 Ltrs.		
Fuel Tank	45.00 Ltrs.		
Hydraulic Tank	125.00 Ltrs.		
Transmission	48.00 Ltrs.	OPTIONAL EQUIPMENT	<ul style="list-style-type: none"> ● Fly jib. ● Steering Wheel ● Spark arrester ● Air Brakes ● 4 part boom - 3 part fully hydraulic & 4th part power extended (16.3m, 17.7m, and 19.1m) ● Over hoisting hydraulic cutoff ● Safe load indicator / LMI ● 14.00 x 25 Rear Tyres
ELECTRICAL SYSTEM			
12V. Negative earth with 35 Amp. alternator and 75 Amp hr. battery.			
TYRES			
Front	11.00 x 20 - 16 PR (4 Nos.)		
Rear	13.00 x 24 - 12 PR (2 Nos.)		
SAFETY		OPERATING WEIGHT	13350 kgs.
<ul style="list-style-type: none"> ● Audio overload indication. ● Hose failure protection. ● Audio over hoisting indication. ● Safety brakes on hoist. ● Cylinder guards. 			



- 6** **STEERING CYLINDERS**
700 mm stroke cylinders ensure proper steering even in loose, sandy & rocky terrains.

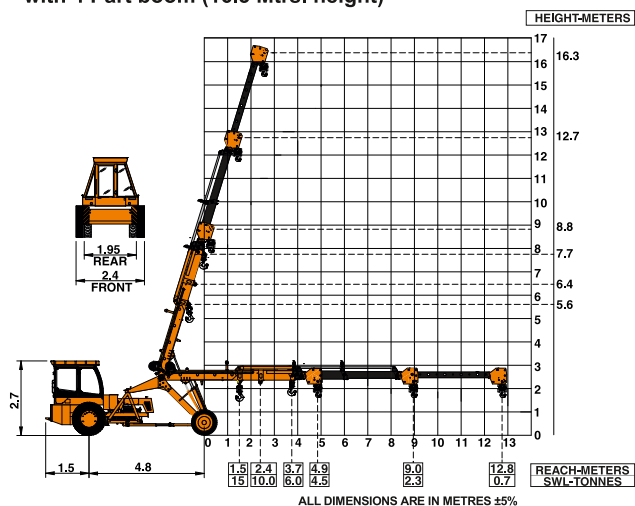


- 7** **LIFT CYLINDERS**
Heavy duty lift cylinders ensure higher lifting capacities.

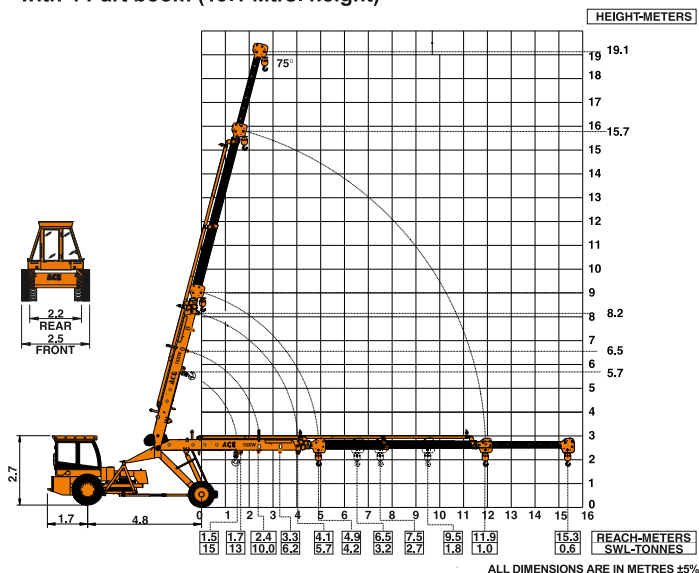


- 8** **INCREASED VISIBILITY**
Bigger size front windscreen and re-routing of hoses provide much better front visibility.

ACE 15XW Model Crane fitted with 4 Part boom (16.3 Mtrs. height)



ACE 15XW Model Crane fitted with 4 Part boom (19.1 Mtrs. height)

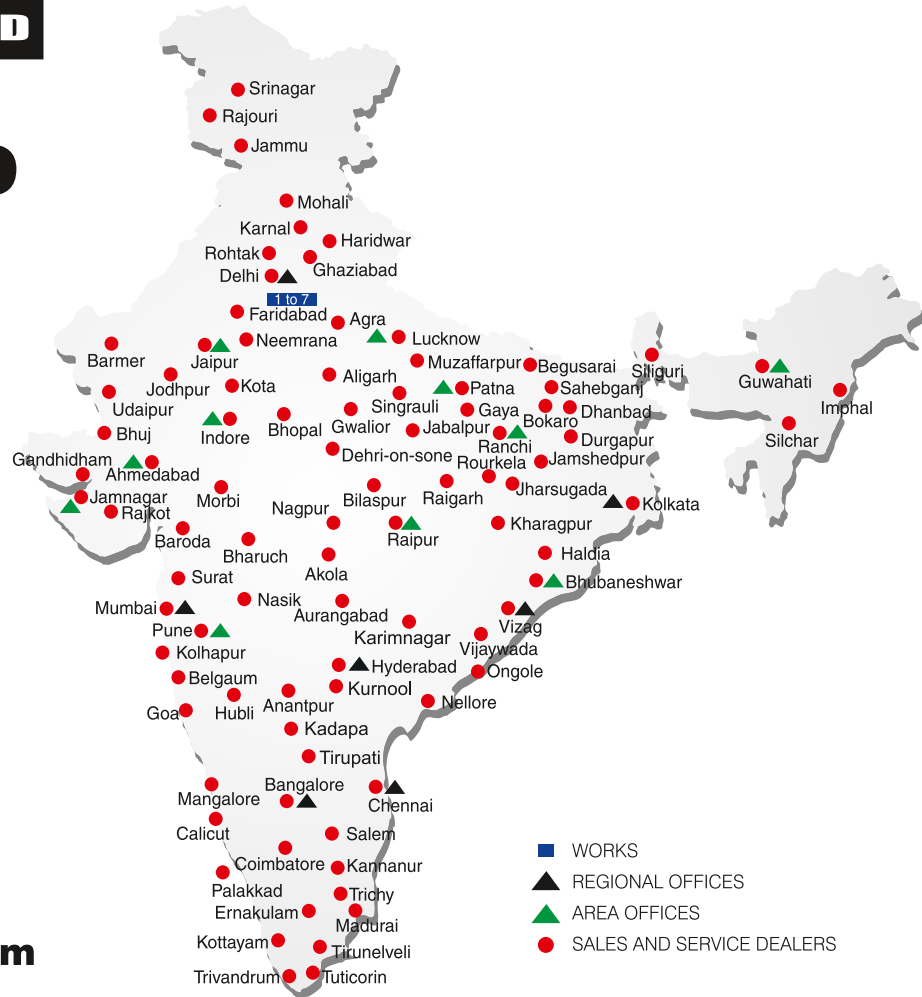


BUILT TO PERFORM



**RELIABLE AND
DEPENDABLE
EFFICIENCY**

NETWORK



**Toll Free Help Line
1800 1800 004**

www.ace-cranes.com

MARKETING H.Q.

4th Floor, Pinnacle
Surajkund, NCR-121009
Ph. : +91-129-4550000
Fax : +91-129-4550022
E-mail: marketing@ace-cranes.com

REGISTERED OFFICE

Dudhola Link Road, Dudhola
Palwal-121102, Haryana
Ph.: +91-1275-280111
Fax: +91-1275-280133
CIN : L74899HR1995PLC053860

MUMBAI OFFICE

31, "Kalpataru Court"
Chembur, Mumbai - 400074
Ph.: +91-22-25206846, 25207070
Fax: +91-22-25207071
E-mail: acemumbai@ace-cranes.com

KOLKATA OFFICE

"Forma Towers" 84-A, Second Floor
AJC Bose Road, Kolkata - 700014
Ph.: +91-9038070630
E-mail: acekolkata@ace-cranes.com

CHENNAI OFFICE

1st Floor, "Alsa Regency", 165
Eldams Road, Alwar Pet
Chennai - 600018
Ph.: +91-44-24314253
Fax: +91-44-24314252
E-mail: acechennai@ace-cranes.com

HERE TO SERVE YOU.

SPARE PARTS & SERVICE

ACE has all India Sales and Service network operating out of all the major cities. These outlets are fully equipped to provide genuine spare parts and services by company trained engineers. These outlets are further supported by company officials based at Delhi, Mumbai, Chennai, Kolkatta, Ahmedabad, Surat, Pune, Jaipur, Chandigarh, Ranchi, Raipur, Indore, Bhubneshwar, Lucknow, Jamnagar, Hyderabad, Bangalore, Guwahati, Patna, Vizag & Kochi.



Action Construction Equipment Ltd.

Contact:



ACE reserves the right to alter any specifications without prior notice. Dimensions, weights & capacities mentioned herein are variable by ± 5%. Accessories if shown are not part of the Standard Equipment.