

ACE

TM 550

Truck Crane

Rugged and reliable
55T capacity
8x4 Drive Truck Crane

ACE INDIA'S NO. 1
CRANE BRAND



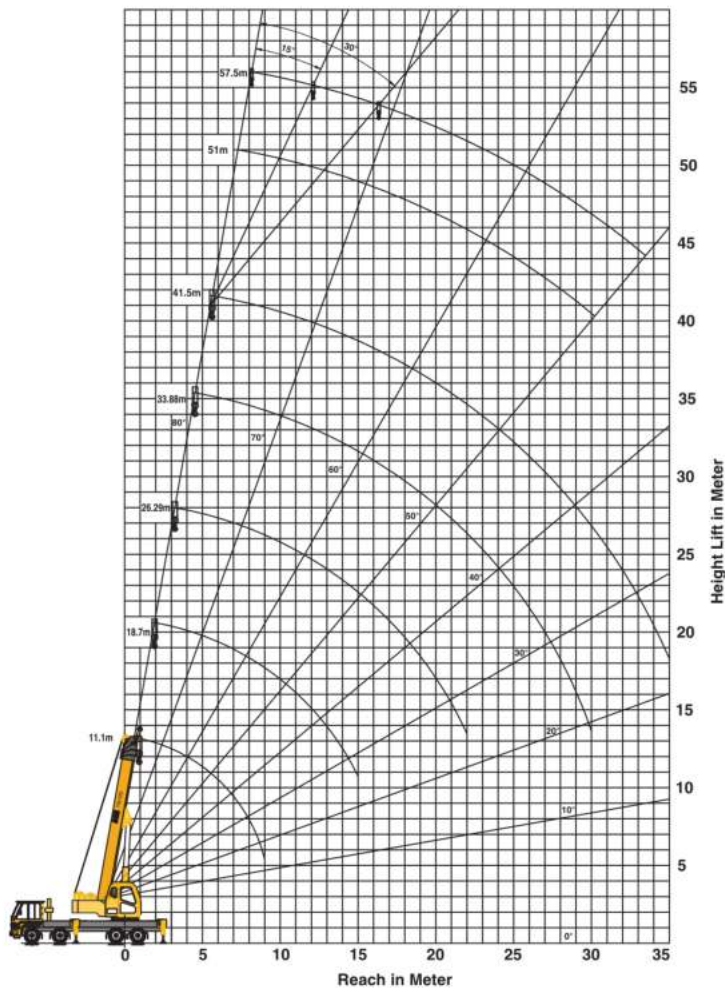


TM 550

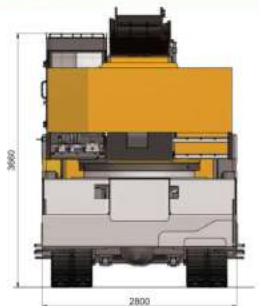
55 Tons



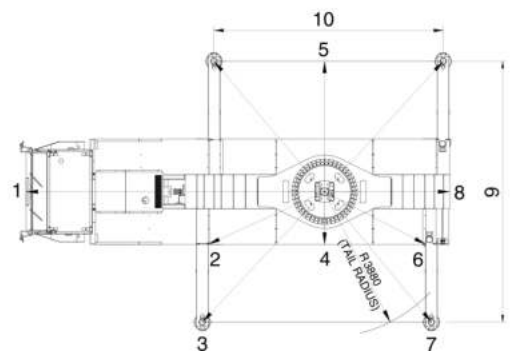
Lifting Height / Working Range Diagram



Dimensions



Jib Position	Deduction Meter
1	7.94
2	3.40
3	4.75
4	1.40
5	3.47
6	3.05
7	4.49
8	3.33
9	6.94
10	6.10



Specifications

TM550

Crane Chassis	<ul style="list-style-type: none"> • Torsion proof chassis fabricated from high tensile steel plates. Outrigger boxes are integrated with the chassis. • Drive is 8x4x4 (4 wheel drive and 4 wheel steer) • Full width driver cabin is provided with driver and co-driver seating arrangements.
Engine	Mahindra Power or suitable, turbo charged, inter cooled diesel engine developing 274 bhp@ 2200 rpm
Clutch	Single plate(381mm), Dry, hydraulic actuated diaphragm type
Transmission	Nine speed synchromesh gear box with crawler gear and one speed reverse gear
Top Speed	49 Kmph.
Brakes	Air pressurized diaphragm operated with dual line arrangement. Flick valves operated pneumatic hand brake on rear and series brake for all wheels
Tyre Size	12.00 X 20-16 ply rating(12+1 Nos.)
Outrigger	Four hydraulically operated outrigger fitted with lock valve. Outrigger blocks are removable and stowable. Fifth outrigger is also provided below the cabin.
Hydraulic System	Triple Gear pump driven by transmission P.T.O, supplies oil to all circuits except steering system.
Super Structure	Fabricated with high tensile steel plates and is capable of unlimited slewing in either direction. Super structure is mounted on a sealed internal teeth slew ring.
Boom Derricking	Double acting hydraulic cylinder with counter balance safety valve.
Slewing	Piston type hydraulic motor drives a pinion through reduction gear unit. Double counter balance valve is provided for smooth control of operations.
Telescopic Boom	Five part hexagon construction boom fabricated from high tensile plates and is extendable from 11.1m to 41.5m by twin double acting hydraulic cylinder. Counter balance valve is provided for both cylinders for safety of the load.

Hoist System	Hoist winch is provided with piston type hydraulic motor driving grooved hoist barrel via reduction gear unit. The system is fitted with counter balance valve to control the speed of lowering and to hold the lifted load.																				
Hook Block	6 sheaves hook block is provided																				
Hoist Rope	18 mm diameter.																				
Capacities	<table> <tr> <td>Hydraulic Tank</td> <td>700 Lts.</td> </tr> <tr> <td>Fuel Tank</td> <td>335 Lts.</td> </tr> </table>	Hydraulic Tank	700 Lts.	Fuel Tank	335 Lts.																
Hydraulic Tank	700 Lts.																				
Fuel Tank	335 Lts.																				
Operator's Cabin (Crane)	Cabin with maximum all round vision is fitted. All controls for crane motion and electrical controls are provided in the cabin. Cabin is fitted with fan and lights.																				
Safety Equipment	<ul style="list-style-type: none"> • Safe load indicator provides radius and hook load indication with visual indication of approach to overload and audible indication of over load condition. • Overload and Over hoist cut-off. • Pressure relief in main circuit. • Pilot operated check valves are provided in all the load lifting cylinders. 																				
Performance Data	<table> <tr> <td>• Derrick Angle</td> <td>-2° to 80°</td> </tr> <tr> <td>• Derricking time</td> <td>45-80 secs (In & out)</td> </tr> <tr> <td>• Telescoping time</td> <td>80-90 secs</td> </tr> <tr> <td>• Slew</td> <td>0-2 RPM</td> </tr> <tr> <td>• Hoist</td> <td>Single line speed 90 m/min.</td> </tr> <tr> <td>• Outriggers</td> <td></td> </tr> <tr> <td> Out</td> <td>34 secs</td> </tr> <tr> <td> In</td> <td>26 secs</td> </tr> <tr> <td> Down</td> <td>30 secs</td> </tr> <tr> <td> Up</td> <td>38 secs</td> </tr> </table>	• Derrick Angle	-2° to 80°	• Derricking time	45-80 secs (In & out)	• Telescoping time	80-90 secs	• Slew	0-2 RPM	• Hoist	Single line speed 90 m/min.	• Outriggers		Out	34 secs	In	26 secs	Down	30 secs	Up	38 secs
• Derrick Angle	-2° to 80°																				
• Derricking time	45-80 secs (In & out)																				
• Telescoping time	80-90 secs																				
• Slew	0-2 RPM																				
• Hoist	Single line speed 90 m/min.																				
• Outriggers																					
Out	34 secs																				
In	26 secs																				
Down	30 secs																				
Up	38 secs																				
Axle loads																					
Front axle weight	12200 kgs.																				
Rear axles weight	26060 kgs.																				
Total weight	38260 kgs.																				
Optional Equipment	Side folding lattice jib - 9 to 16 mtrs with three offset positions.																				

Rated Lifting Capacity (in Kgs.) 85% Rating

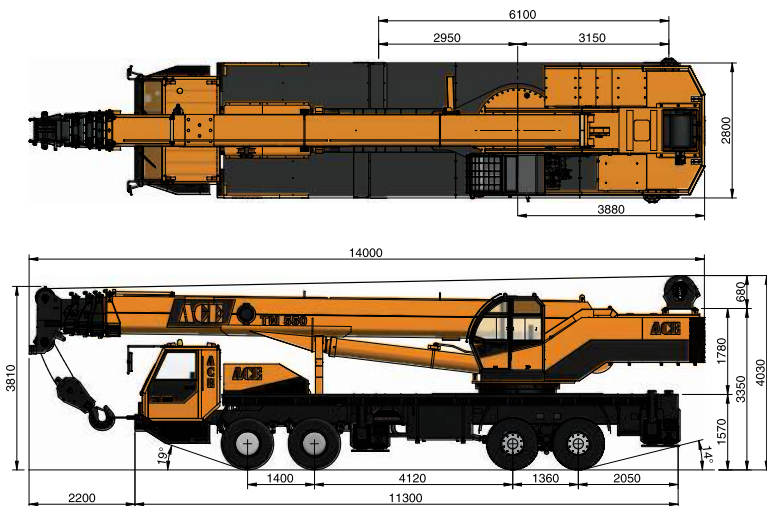
TM550

Radius Meter	360° BLOCKED				
	Jib Closed 11.1 M	Jib Extended 11.1-18.7M	Jib Extended 18.7 - 26.3 M	Jib Extended 26.3 - 33.9 M	Jib Extended 33.9 - 41.5 M
3.0	55000				
3.5	50000	31500			
4.0	42500	29400			
4.5	39500	28300	20500		
5.0	36000	27300	19200	14500	
5.5	32000	24800	18700	14100	
6.0	25800	23200	18400	13700	
6.5	23000	21500	17700	13400	
7.0	19500	19000	17200	13000	8800
8.0	15500	14800	15600	12200	8500
9.0	12200	12000	13000	11500	8200
10.0		9600	10700	10600	7700
11.0		8000	8500	9300	7400
12.0		6900	7800	8300	7000
13.0		5400	6500	7000	6600
14.0		4800	5500	6300	6200
15.0		4000	4600	5100	5200
16.0		3500	4500	5000	5000
18.0			3400	4000	4000
20.0			2500	3100	3200
22.0			1900	2400	2600
24.0				1900	2100
26.0				1400	1600

1. The above capacities are in accordance with Indian Standard Code - IS:4573

2. Rated loads are 85% of tipping loads. The loads shown are gross loads and the weight of the hook block, lifting tackle etc. must be considered as part of the lifted load.

Overall Dimensions



ALL DIMENSIONS ARE IN mm ± 5%

Capacity with Fly Jib (Kgs.)

Elevation of Main Boom	Main Boom + Jib					
	Installation of jib 41.5m+9.5			Installation of jib 41.5m+16		
	0°	15°	30°	0°	15°	30°
80°	4500	3600	2150	2800	2200	1000
78°	4500	3600	2050	2600	2000	1000
76°	4200	3150	1950	2300	1850	1000
74°	3800	2750	1900	2000	1700	1000
72°	3000	2550	1850	1800	1550	1000
70°	2300	2350	1650	1650	1400	1000
68°	1700	2100	1500	1350	1250	900
66°	1200	1950	1400	900	1100	800
64°	800	1700	1300	600	900	500
62°	500	1650	1150		800	400
60°		1600	1000		750	
58°		1100	850		700	
56°		1000	750			
54°		800	600			
52°		650	500			
50°		450				

Mobile Cranes (9-80 Tonnes)



Tractors



Forklifts



Harvester Combine



Vibratory Rollers



Backhoe Loader



Crawler Cranes

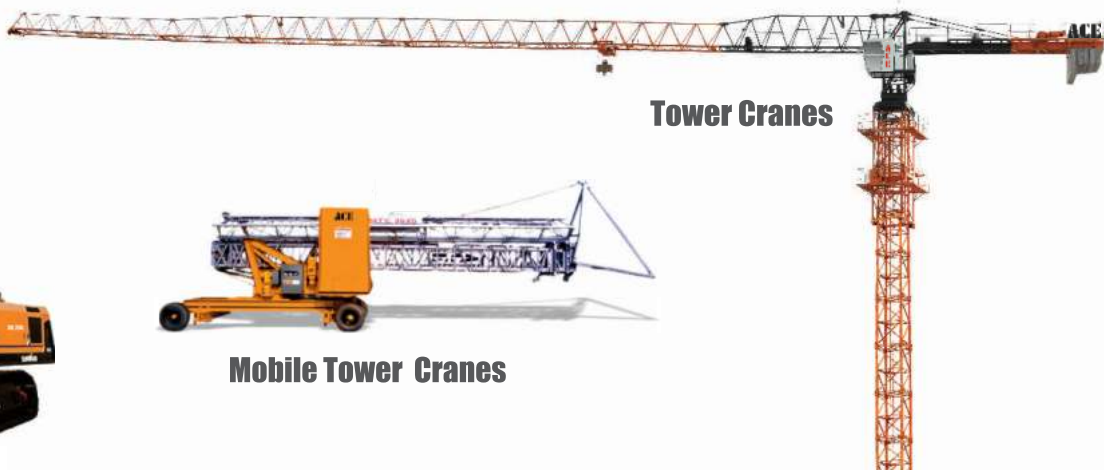
Motor Grader



Piling Rigs



Tower Cranes



Mobile Tower Cranes

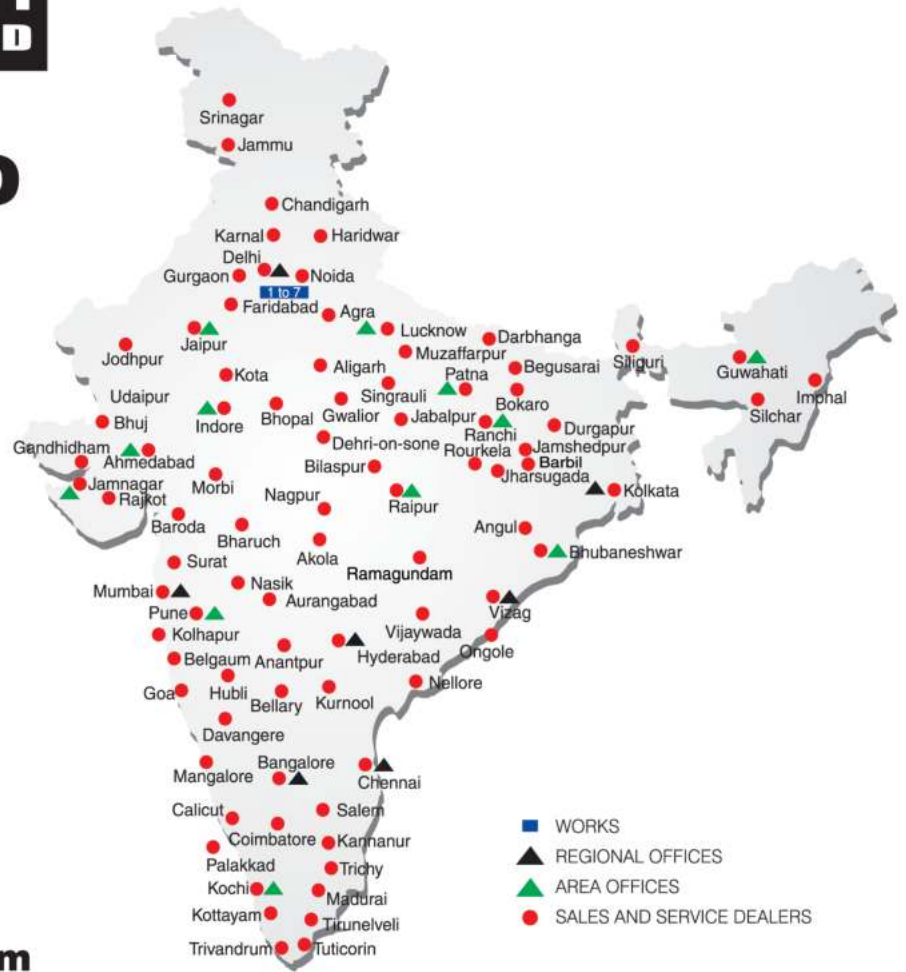


BUILT TO PERFORM



**RELIABLE AND
DEPENDABLE
EFFICIENCY**

NETWORK



**Toll Free Help Line
1800 1800 004**

www.ace-cranes.com

MARKETING H.Q.

4th Floor, Pinnacle
Surajkund, NCR-121009
Ph. : +91-129-4550000
Fax : +91-129-4550022
E-mail: marketing@ace-cranes.com

REGISTERED OFFICE

Dudhola Link Road, Dudhola
Palwal-121102, Haryana
Ph.: +91-1275-280111
Fax: +91-1275-280133
CIN : L74899HR1995PLC053860

MUMBAI OFFICE

31, "Kalpataru Court"
Chembur, Mumbai - 400074
Ph.: +91-22-25206846, 25207070
Fax: +91-22-25207071
E-mail: acemumbai@ace-cranes.com

KOLKATA OFFICE

"Forma Towers" 84-A, Second Floor
AJC Bose Road, Kolkata - 700014
Ph.: +91-9038070630
E-mail: acekolkata@ace-cranes.com

CHENNAI OFFICE

1st Floor, "Alsa Regency", 165
Eldams Road, Alwar Pet
Chennai - 600018
Ph.: +91-44-24314253
Fax: +91-44-24314252
E-mail: acechennai@ace-cranes.com

HERE TO SERVE YOU.

SPARE PARTS & SERVICE

ACE has all India Sales and Service network operating out of all the major cities. These outlets are fully equipped to provide genuine spare parts and services by company trained engineers. These outlets are further supported by company officials based at Delhi, Mumbai, Chennai, Kolkata, Ahmedabad, Surat, Pune, Jaipur, Chandigarh, Ranchi, Raipur, Indore, Bhubneswar, Lucknow, Jamnagar, Hyderabad, Bangalore, Guwahati, Patna, Vizag & Kochi.



Action Construction Equipment Ltd.

Contact:



ACE reserves the right to alter any specifications without prior notice. Dimensions, weights & capacities mentioned herein are variable by ± 5%. Accessories if shown are not part of the Standard Equipment.