

# ACE

## TM 450

### Truck Crane

Rugged and reliable  
45T capacity  
8x4 Drive Truck Crane

**ACE** INDIA'S NO. 1  
CRANE BRAND



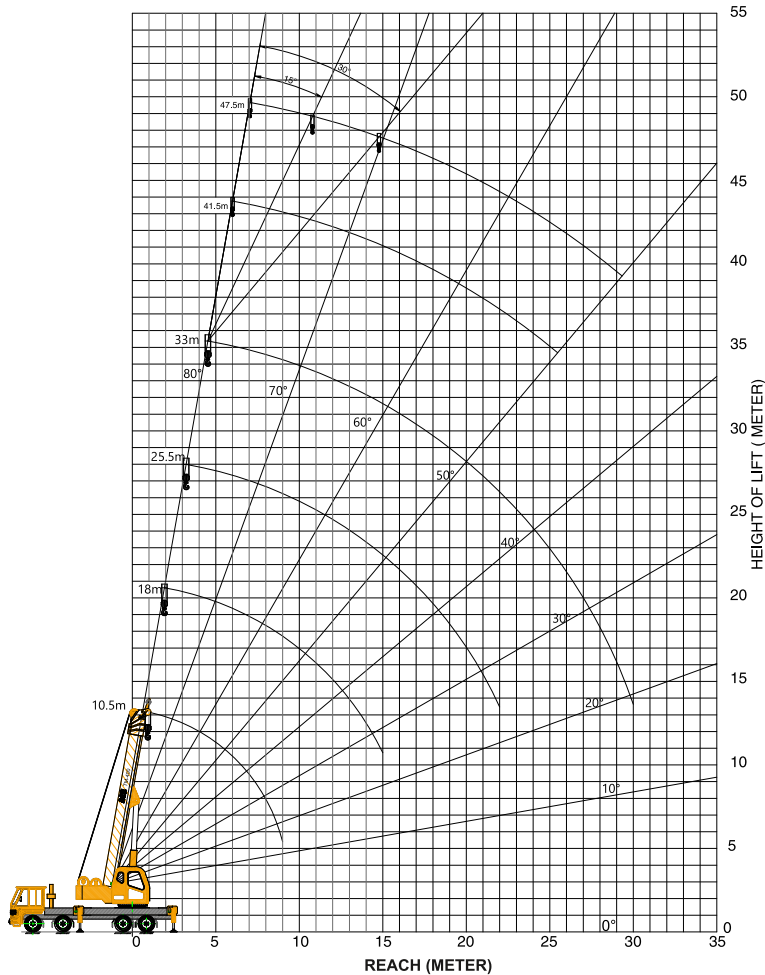


# TM 450

## 45 Tons



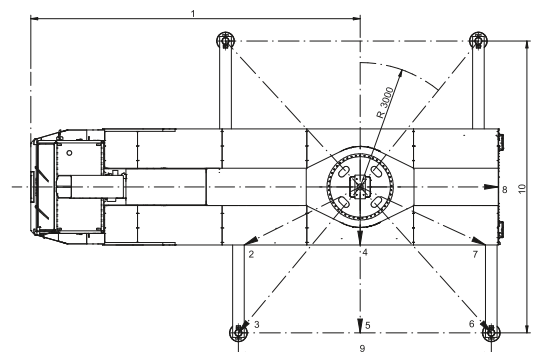
### Working Range



### Dimensions



Jib Position	Deduction
X	Meter
1	7.95
2	3.13
3	4.59
4	1.40
5	3.52
6	4.74
7	3.33
8	3.34
9	6.10
10	7.04



# Specifications

**TM450**

<b>Crane Chassis</b>	<ul style="list-style-type: none"> <li>• Torsion proof chassis fabricated from high tensile steel plates. Outrigger boxes are integrated with the chassis.</li> <li>• Drive is 8x4x4 (4 wheel drive and 4 wheel steer)</li> <li>• Full width driver cabin is provided with driver and co-driver seating arrangement.</li> </ul>	<b>Hoist System</b>	Hoist winch is provided with piston type hydraulic motor driving grooved hoist barrel via reduction gear unit. The system is fitted with counter balance valve to control the speed of lowering and to hold the lifted load.
<b>Engine</b>	Mahindra Power or suitable, turbo charged, inter cooled diesel engine developing 274 bhp@ 2200 rpm	<b>Hook Block</b>	5 sheaves hook block is provided
<b>Clutch</b>	Single plate(381mm), Dry, hydraulic actuated diaphragm type	<b>Hoist Rope</b>	18 mm diameter.
<b>Transmission</b>	Nine speed synchromesh Gear Box with crawler gear.	<b>Capacities</b>	
<b>Top Speed</b>	49 Kmph.	Hydraulic Tank	700 Lts.
<b>Brakes</b>	Air pressurized diaphragm operated with dual line arrangement. Flick valves operated pneumatic hand brake on rear and front wheels.	Fuel Tank	335 Lts.
<b>Tyre Size</b>	11.00 X 20-16 ply rating (12+1)	<b>Operator's Cabin (Crane)</b>	Cabin with maximum all round vision is fitted. All controls for crane motion and electrical controls are provided in the cabin. Cabin is fitted with fan and lights.
<b>Outrigger</b>	Four hydraulically operated outriggers fitted with lock valves. Outrigger blocks are removable and stowable. Fifth outrigger is also provide below cabin	<b>Safety Equipment</b>	<ul style="list-style-type: none"> <li>• Safe load indicator provides radius and hook load indication with visual indication of approach to overload and audible indication of over load condition.</li> <li>• Overload and Over hoist cut-off.</li> <li>• Pressure relief in main circuit.</li> <li>• Pilot operated check valves are provided in all the cylinders.</li> </ul>
<b>Hydraulic System</b>	Triple Gear pump driven by transmission P.T.O, supplies oil to all circuits except steering system.	<b>Performance Data</b>	
<b>Super Structure</b>	Fabricated with high tensile steel plates and is capable of unlimited slewing in either direction. Super structure is mounted on a sealed, internal teeth slew ring.	• Derrick Angle	-3° to 80°
<b>Boom Derricking</b>	Double acting hydraulic cylinder with counter balance safety valve.	• Derricking time	45-80 secs (In & out)
<b>Slewing</b>	Piston type hydraulic motor drives a pinion through reduction gear unit. Double counter balance valve is provided for smooth control and operations.	• Telescoping time	80-90 secs
<b>Telescopic Boom</b>	Double acting hydraulic cylinder is provided for boom telescoping. Four part boom is fabricated from high tensile steel plates and is extendable from 10.7 m to 33.2 m.	• Slew	0-2 RPM
		• Hoist	Single line speed 90 m/min.
		• Outriggers	
		Out	34 secs
		In	26 secs
		Down	30 secs
		Up	38 secs
		<b>Axle loads</b>	
		Front axle-1	6035 kgs.
		Front axle-2	6035 kgs.
		Rear axles	25530 kgs.
		Total weight	37600 kgs.
		<b>Optional Equipment</b>	Side folding lattice jib - 8.5 + 6.0 mtrs with three offset positions.

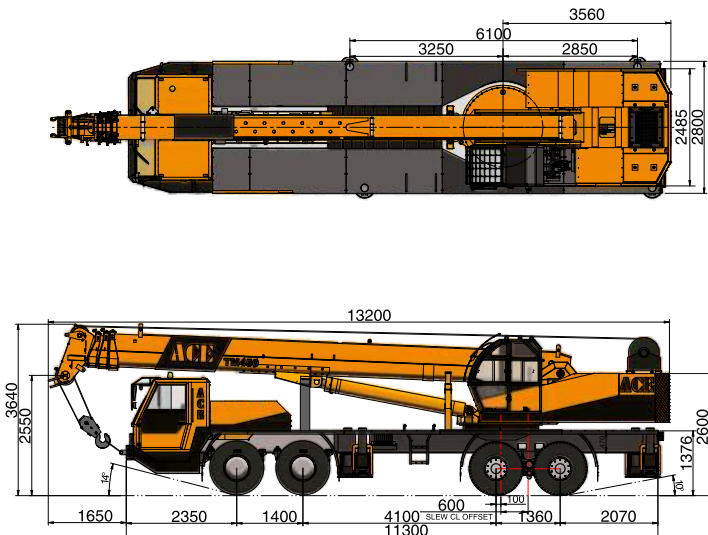
## Rated Lifting Capacity ( in Kgs. ) 85% Rating

## TM450

Radius Meter	360° BLOCKED			
	Jib Closed 10.5 M	Jib Extended 10.5-18.0M	Jib Extended 18.0 - 25.5 M	Jib Extended 25.5 - 33.0 M
Meter	Kgs.	Kgs.	Kgs.	Kgs.
3.0	45000	28500		
3.5	43100	28500		
4.0	38700	27600		
4.5	36900	26200	16500	
5.0	34100	23900	16500	
5.5	29800	22300	16200	
6.0	27500	21400	15400	10600
6.5	24600	18550	14500	10600
7.0	21700	16350	13500	10600
7.5	18700	15400	13200	10200
8.0	17300	14100	12650	9400
9.0	15200	12200	11200	8900
10.0		10600	10500	8400
11.0		9400	9300	7800
12.0		7900	8100	7300
14.0		5400	6300	5900
16.0		3700	4500	5100
18.0			3600	4300
20.0			3100	3100
22.0			2200	2650
24.0				2100
26.0				1800
28.0				1400
30.0				1100

- The above capacities are in accordance with Indian Standard Code - IS:4573-1982
- Rated loads do not exceed 85% of tipping loads at rated radius. The loads shown are gross loads and the weight of the hook block, lifting tackle etc. must be considered as part of the lifted load.
- Outrigger's to be deployed in fully extended and jacked position on firm & rigid leveled surface.

### Overall Dimensions



ALL DIMENSIONS ARE IN mm ± 5%

### Capacity with Fly Jib (Kgs.)

Elevation of Main Boom	Main Boom + Jib					
	Installation of jib 33m+8.5			Installation of jib 33m+14.5		
	0°	15°	30°	0°	15°	30°
80°	4000	2700	2500	2000	1400	1000
78°	3700	2600	2400	1900	1300	950
75°	3500	2400	2200	1800	1100	900
72°	3300	2100	2000	1750	1000	800
70°	3100	2000	1900	1600	950	750
65°	2500	1950	1850	1350	900	700
60°	1600	1500	1400	1150	800	650
55°	1200	1100	1100	900	700	600
50°	950	800	750	500	500	500

**Mobile Cranes (9-80 Tonnes)**



**Tractors**



**Forklifts**



**Harvester Combine**



**Vibratory Rollers**



**Backhoe Loader**



**Crawler Cranes**

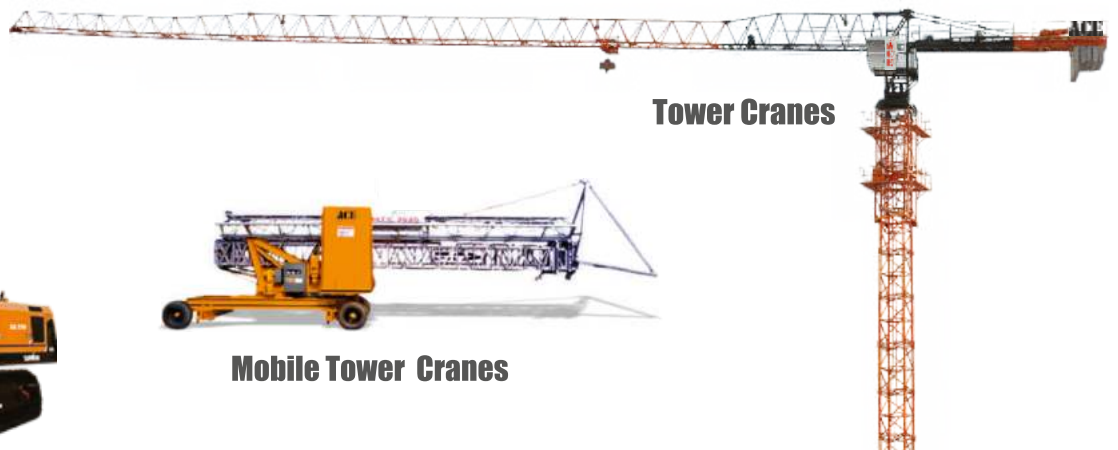
**Motor Grader**



**Piling Rigs**



**Tower Cranes**



**Mobile Tower Cranes**

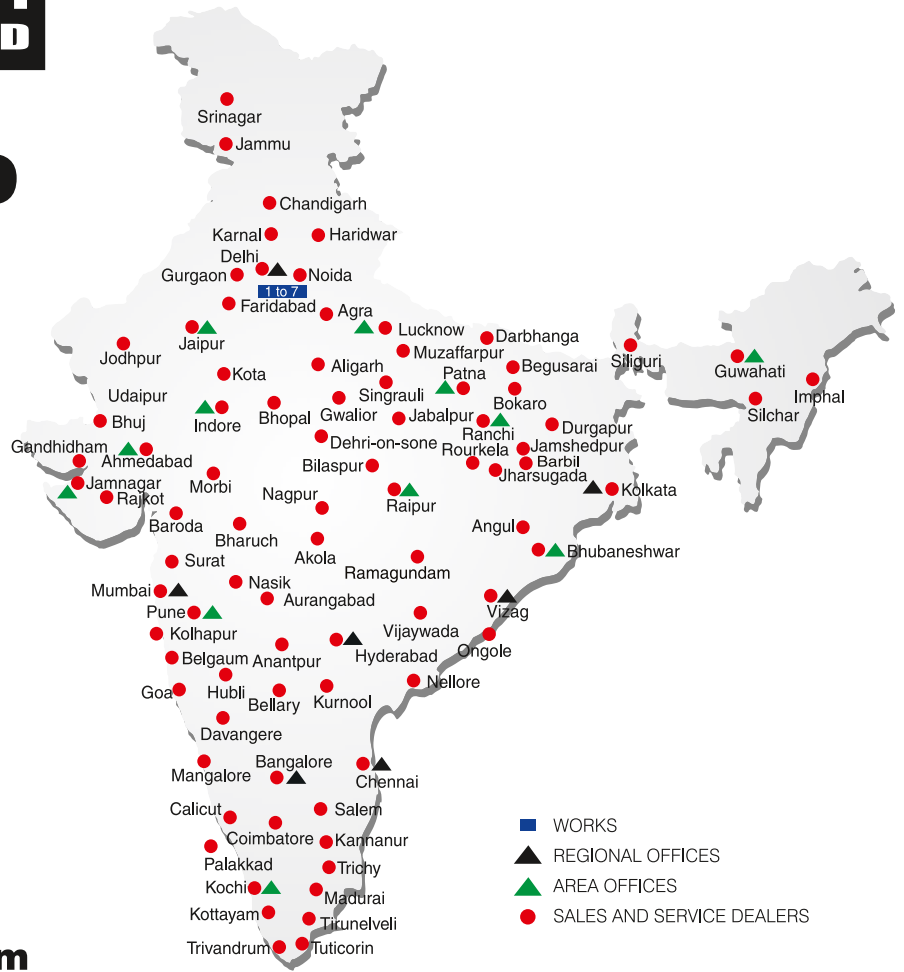


# BUILT TO PERFORM



**RELIABLE AND  
DEPENDABLE  
EFFICIENCY**

## NETWORK



[www.ace-cranes.com](http://www.ace-cranes.com)

### MARKETING H.Q.

4th Floor, Pinnacle  
Surajkund, NCR-121009  
Ph. : +91-129-4550000  
Fax : +91-129-4550022  
E-mail: marketing@ace-cranes.com

### REGISTERED OFFICE

Dudhola Link Road, Dudhola  
Palwal-121102, Haryana  
Ph.: +91-1275-280111  
Fax: +91-1275-280133  
CIN : L74899HR1995PLC053860

### MUMBAI OFFICE

31, "Kalpataru Court"  
Chembur, Mumbai - 400074  
Ph.: +91-22-25206846, 25207070  
Fax: +91-22-25207071  
E-mail: acemumbai@ace-cranes.com

### KOLKATA OFFICE

"Forma Towers" 84-A, Second Floor  
AJC Bose Road, Kolkata - 700014  
Ph.: +91-9038070630  
E-mail: acekolkata@ace-cranes.com

### CHENNAI OFFICE

1st Floor, "Alsa Regency", 165  
Eldams Road, Alwar Pet  
Chennai - 600018  
Ph.: +91-44-24314253  
Fax: +91-44-24314252  
E-mail: acechennai@ace-cranes.com

## HERE TO SERVE YOU.

### SPARE PARTS & SERVICE

ACE has all India Sales and Service network operating out of all the major cities. These outlets are fully equipped to provide genuine spare parts and services by company trained engineers. These outlets are further supported by company officials based at Delhi, Mumbai, Chennai, Kolkatta, Ahmedabad, Surat, Pune, Jaipur, Chandigarh, Ranchi, Raipur, Indore, Bhubneshwar, Lucknow, Jamnagar, Hyderabad, Bangalore, Guwahati, Patna, Vizag & Kochi.



**Action Construction Equipment Ltd.**

Contact:



ACE reserves the right to alter any specifications without prior notice. Dimensions, weights & capacities mentioned herein are variable by ± 5%. Accessories if shown are not part of the Standard Equipment.